







**FAKRO® DEF-Solar**  
Deck Mount Solar Venting  
Flat Roof Glass Skylight

Imperial Size  
Chart

DEF-Solar Deck Mount Solar Venting Flat Roof Glass Skylight							
Model		22/46	30/30	30/36	36/36	36/48	48/48
Rough Opening (WxH)	in.	21 <sup>1</sup> / <sub>8</sub> x 45 <sup>7</sup> / <sub>8</sub>	29 <sup>7</sup> / <sub>8</sub> x 29 <sup>7</sup> / <sub>8</sub>	29 <sup>7</sup> / <sub>8</sub> x 34 <sup>3</sup> / <sub>4</sub>	34 <sup>3</sup> / <sub>4</sub> x 34 <sup>3</sup> / <sub>4</sub>	34 <sup>3</sup> / <sub>4</sub> x 46 <sup>5</sup> / <sub>8</sub>	46 <sup>5</sup> / <sub>8</sub> x 46 <sup>5</sup> / <sub>8</sub>
Outside Frame (WxH)	in.	31 <sup>1</sup> / <sub>8</sub> x 55 <sup>1</sup> / <sub>8</sub>	39 <sup>1</sup> / <sub>4</sub> x 39 <sup>1</sup> / <sub>4</sub>	39 <sup>1</sup> / <sub>4</sub> x 44 <sup>1</sup> / <sub>8</sub>	44 <sup>1</sup> / <sub>8</sub> x 44 <sup>1</sup> / <sub>8</sub>	44 <sup>1</sup> / <sub>8</sub> x 55 <sup>1</sup> / <sub>8</sub>	55 <sup>1</sup> / <sub>8</sub> x 55 <sup>1</sup> / <sub>8</sub>
Daylight Area (Glass)	ft <sup>2</sup>	5.06	4.52	5.43	6.46	8.93	12.49