











FAKRO® FV
Deck Mount Manual Venting
Glass Skylight

Imperial Size
Chart

FV Deck Mount Manual Venting Glass Skylight						
Model		301	304	306	308	312
Rough Opening (WxH)	in.	21 x 27 $\frac{1}{8}$	21 x 38 $\frac{1}{8}$	21 x 46	21 x 54 $\frac{3}{4}$	21 x 70 $\frac{1}{2}$
Outside Frame (WxH)	in.	23 $\frac{1}{8}$ x 28	23 $\frac{1}{8}$ x 39	23 $\frac{1}{8}$ x 46 $\frac{1}{8}$	23 $\frac{1}{8}$ x 55 $\frac{1}{2}$	23 $\frac{1}{8}$ x 71 $\frac{1}{8}$
Daylight Area (Glass)	ft ²	2.37	3.64	4.54	5.54	7.37

FV Deck Mount Manual Venting Glass Skylight						
Model		504	506	508	801	806
Rough Opening (WxH)	in.	30 x 38 $\frac{1}{8}$	30 x 46	30 x 54 $\frac{3}{4}$	44 x 27 $\frac{1}{8}$	44 x 46
Outside Frame (WxH)	in.	32 $\frac{1}{8}$ x 39	32 $\frac{1}{8}$ x 46 $\frac{1}{8}$	32 $\frac{1}{8}$ x 55 $\frac{1}{2}$	46 $\frac{1}{4}$ x 28	46 $\frac{1}{4}$ x 46 $\frac{1}{8}$
Daylight Area (Glass)	ft ²	5.62	7.03	8.57	5.68	10.91

Must be installed on a minimum of 3:12 (14°) slope.