















**FAKRO® FTT**  
Deck Mount Centre Pivot  
Thermal Roof Window

Metric Size  
Chart

FTT Deck Mount Centre Pivot Thermal Roof Window								
Model		02	16	03	04	05	06	07
Rough Opening (WxH)	mm.	559 x 991	559 x 1191	667 x 991	667 x 1191	787 x 991	787 x 1191	787 x 1410
Outside Frame (WxH)	mm.	547 x 980	547 x 1180	657 x 980	657 x 1180	777 x 980	777 x 1180	777 x 1401
Daylight Area (Glass)	m <sup>2</sup>	0.41	0.50	0.51	0.62	0.62	0.75	0.91

FTT Deck Mount Centre Pivot Thermal Roof Window								
Model		08	09	80	10	11	12	17
Rough Opening (WxH)	mm.	946 x 1191	946 x 1400	946 x 1613	1149 x 1191	1149 x 1400	1346 x 991	1346 x 1410
Outside Frame (WxH)	mm.	937 x 1180	937 x 1391	937 x 1601	1137 x 1180	1137 x 1391	1337 x 980	1337 x 1401
Daylight Area (Glass)	m <sup>2</sup>	0.75	0.92	1.29	0.94	1.15	1.12	1.64

Must be installed on a minimum of 3:12 (14°) slope.