















**FAKRO® FTT**  
Deck Mount Centre Pivot  
Thermal Roof Window

Imperial Size  
Chart

FTT Deck Mount Centre Pivot Thermal Roof Window								
Model		02	16	03	04	05	06	07
Rough Opening (WxH)	in.	22 x 39	22 x 46 $\frac{7}{8}$	26 $\frac{1}{4}$ x 39	26 $\frac{1}{4}$ x 46 $\frac{7}{8}$	31 x 39	31 x 46 $\frac{7}{8}$	31 x 55 $\frac{1}{2}$
Outside Frame (WxH)	in.	21 $\frac{1}{2}$ x 38 $\frac{5}{8}$	21 $\frac{1}{2}$ x 46 $\frac{1}{2}$	25 $\frac{5}{8}$ x 38 $\frac{5}{8}$	25 $\frac{5}{8}$ x 46 $\frac{1}{2}$	30 $\frac{1}{4}$ x 38 $\frac{5}{8}$	30 $\frac{1}{4}$ x 46 $\frac{1}{2}$	30 $\frac{1}{4}$ x 55
Daylight Area (Glass)	ft <sup>2</sup>	4.41	5.38	5.49	6.67	6.67	8.07	9.80

FTT Deck Mount Centre Pivot Thermal Roof Window								
Model		08	09	80	10	11	12	17
Rough Opening (WxH)	in.	37 $\frac{1}{4}$ x 46 $\frac{7}{8}$	37 $\frac{1}{4}$ x 55 $\frac{1}{8}$	37 $\frac{1}{4}$ x 63 $\frac{1}{2}$	45 $\frac{1}{4}$ x 46 $\frac{7}{8}$	45 $\frac{1}{4}$ x 55 $\frac{1}{8}$	53 x 39	53 x 55 $\frac{1}{2}$
Outside Frame (WxH)	in.	36 $\frac{7}{8}$ x 46 $\frac{1}{2}$	36 $\frac{7}{8}$ x 54 $\frac{1}{4}$	36 $\frac{7}{8}$ x 63	44 $\frac{3}{4}$ x 46 $\frac{1}{2}$	44 $\frac{3}{4}$ x 54 $\frac{3}{4}$	52 $\frac{5}{8}$ x 38 $\frac{5}{8}$	52 $\frac{5}{8}$ x 55 $\frac{1}{8}$
Daylight Area (Glass)	ft <sup>2</sup>	8.07	9.90	13.89	10.06	12.34	12.06	17.65

Must be installed on a minimum of 3:12 (14°) slope.