















FAKRO® FTP-V
Deck Mount Centre Pivot
Roof Window

Imperial Size
Chart

FTP-V Deck Mount Centre Pivot Roof Window								
Model		02	16	03	04	05	06	07
Rough Opening (WxH)	in.	22 x 39	22 x 46 $\frac{1}{8}$	26 $\frac{1}{4}$ x 39	26 $\frac{1}{4}$ x 46 $\frac{1}{8}$	31 x 39	31 x 46 $\frac{1}{8}$	31 x 55 $\frac{1}{2}$
Outside Frame (WxH)	in.	21 $\frac{1}{2}$ x 38 $\frac{5}{8}$	21 $\frac{1}{2}$ x 46 $\frac{1}{2}$	25 $\frac{5}{8}$ x 38 $\frac{5}{8}$	25 $\frac{5}{8}$ x 46 $\frac{1}{2}$	30 $\frac{1}{4}$ x 38 $\frac{5}{8}$	30 $\frac{1}{4}$ x 46 $\frac{1}{2}$	30 $\frac{1}{4}$ x 55
Daylight Area (Glass)	ft ²	4.41	5.38	5.49	6.67	6.67	8.07	9.80

FTP-V Deck Mount Centre Pivot Roof Window								
Model		08	09	80	10	11	12	17
Rough Opening (WxH)	in.	37 $\frac{1}{4}$ x 46 $\frac{1}{8}$	37 $\frac{1}{4}$ x 55 $\frac{1}{8}$	37 $\frac{1}{4}$ x 63 $\frac{1}{2}$	45 $\frac{1}{4}$ x 46 $\frac{1}{8}$	45 $\frac{1}{4}$ x 55 $\frac{1}{8}$	53 x 39	53 x 55 $\frac{1}{2}$
Outside Frame (WxH)	in.	36 $\frac{3}{8}$ x 46 $\frac{1}{2}$	36 $\frac{3}{8}$ x 54 $\frac{1}{4}$	36 $\frac{3}{8}$ x 63	44 $\frac{3}{4}$ x 46 $\frac{1}{2}$	44 $\frac{3}{4}$ x 54 $\frac{3}{4}$	52 $\frac{5}{8}$ x 38 $\frac{5}{8}$	52 $\frac{5}{8}$ x 55 $\frac{1}{8}$
Daylight Area (Glass)	ft ²	8.07	9.90	13.89	10.06	12.34	12.06	17.65

Must be installed on a minimum of 3:12 (14°) slope.